














ARGE ALP Orientierungslauf 2017 (Offene Länderwertung)

| ARGE ALP Sport | | ARGE ALP Orientierungslauf 2017 - 14./15.10.2017 - Bregenz und Göfis (Vorarlberg) | | | | | | | | | | | | | | | | | | | | | | | | | | | | | | | |  | | | | | | | | | |
|----------------|---|---|-------------|-----|----|-----|-----|-----|-----|-----|----|-----|-----|-----|--------------|------------|-----|-----|-----|-----|-----|-----|-----|-----|-----|-----|-----|-----|-----|-----|-----|-----|----|---|-----|-----|-----|-----|-----|--------|----|--------------|-------------|
| Gesamtwertung | | | Staffellauf | | | | | | | | | | | | | Einzellauf | | | | | | | | | | | | | | | | | | | | | | | | | | | |
| Rk. | Region | Pts. | D14 | D18 | DE | D35 | D45 | D55 | H14 | H18 | HE | H35 | H45 | H55 | Staffel | D12 | D14 | D16 | D18 | D20 | DE | D35 | D40 | D45 | D50 | D55 | D60 | H12 | H14 | H16 | H18 | H20 | HE | H35 | H40 | H45 | H50 | H55 | H60 | Einzel | | | |
| 1. |  Ticino | 409,0 | 10 | 18 | 18 | 16 | 12 | 14 | 16 | 18 | 16 | 20 | 14 | 22 | 194,0 | 10 | 7 | 8 | 9 | 6 | 9,5 | 8,5 | 7 | 10 | 10 | 8 | 8 | 7 | 10 | 9 | 11 | 6 | 7 | 7,5 | 6,5 | 11 | 7 | 3 | 8 | 10 | 11 | 215,0 | |
| 2. |  St. Gallen | 387,0 | 6 | 16 | 16 | 12 | 14 | 16 | 14 | 16 | 14 | 14 | 22 | 18 | 178,0 | 7 | 9 | 5 | 10 | 5 | 6 | 5 | 4 | 7 | 9 | 9 | 9 | 10 | 3 | 8 | 9 | 9 | 6 | 10 | 9 | 8 | 11 | 11 | 10 | 11 | 9 | 209,0 | |
| 3. |  Trentino | 277,5 | 8 | 12 | 12 | 6 | - | 12 | 12 | 14 | 18 | 4 | 10 | 8 | 116,0 | 11 | 8 | 6 | 7 | 4 | 6,5 | 5,5 | - | 8 | 1 | 7 | 4 | 9 | 8 | 5 | 10 | 8 | 8 | 8,5 | 5 | 1 | 5 | 6 | 5 | 8 | 7 | 161,5 | |
| 4. |  Bayern | 260,5 | 4 | 14 | 8 | - | 10 | 10 | 10 | 10 | 8 | 18 | 12 | 14 | 118,0 | 3 | 5 | 4 | 8 | 3 | 4,5 | 4 | 5 | 5 | 8 | 2 | 7 | 6 | 9 | 6 | 5 | 7 | 5 | 5,5 | 3,5 | 9 | 8 | 5 | 4 | 7 | 4 | 142,5 | |
| 5. |  Graubünden | 223,0 | - | 6 | 6 | 14 | 2 | - | 0 | 8 | 4 | 0 | 18 | 20 | 78,0 | 9 | 6 | - | 5 | 2 | 8 | 3 | 8 | 6 | 11 | 3 | 1 | 3 | 11 | 2 | 4 | 4 | - | 6 | 2 | 5 | 10 | 8 | 6 | 12 | 10 | 145,0 | |
| 6. |  Lombardia | 214,0 | 2 | 4 | 10 | 2 | 8 | 8 | 6 | 12 | 12 | 10 | 2 | 16 | 92,0 | 1 | 3 | 2 | 3 | 1 | 7,5 | 3,5 | 1 | 1 | 7 | 6 | 3 | 8 | 2 | 7 | 8 | 3 | 4 | 7 | 4 | 7 | 3 | 7 | 9 | 9 | 5 | 122,0 | |
| 7. |  Südtirol | 200,5 | - | 0 | 14 | 10 | - | 6 | 0 | 4 | - | 16 | 16 | 2 | 68,0 | 6 | 1 | 1 | 4 | - | 9 | 7 | 9 | 9 | 6 | 1 | 2 | 1 | 4 | 3 | 7 | 10 | 3 | 9,5 | - | 6 | 6 | 9 | 11 | 2 | 6 | 132,5 | |
| 8. |  Baden-Württemberg | 140,5 | - | - | - | - | 6 | 4 | - | 6 | 6 | 8 | 20 | 4 | 54,0 | 8 | - | - | - | - | - | - | 3 | 3 | 5 | - | 6 | 5 | 6 | 1 | 6 | 5 | - | 3 | 2,5 | 10 | 4 | 10 | 3 | 5 | 1 | 86,5 | |
| 9. |  Tirol | 138,0 | - | 10 | 2 | 4 | 4 | 2 | 8 | 2 | 2 | 6 | 8 | 12 | 60,0 | 2 | 2 | 7 | 6 | - | 2 | 1,5 | 2 | 4 | 4 | 5 | 5 | 4 | 7 | 4 | 1 | 2 | 1 | 1,5 | 1 | 3 | 2 | 2 | 2 | 4 | 3 | 78,0 | |
| 10. |  Salzburg | 97,5 | - | 8 | 4 | - | - | - | - | - | - | 12 | 4 | 10 | 38,0 | 5 | - | 3 | 2 | - | 2,5 | 1 | 6 | - | 3 | - | - | 2 | 1 | - | 2 | - | - | - | - | - | 4 | 9 | 4 | 7 | 6 | 2 | 59,5 |
| 11. |  Thurgau | 94,5 | - | - | - | 8 | - | - | - | - | 10 | - | 6 | 6 | 30,0 | 4 | 4 | - | 1 | - | 10 | - | - | 2 | 2 | 4 | - | - | 5 | - | 3 | 1 | 2 | 8 | 4,5 | - | 1 | 1 | 1 | 3 | 8 | 64,5 | |
| 12. |  Vorarlberg | 2,0 | - | - | - | - | - | - | - | - | - | - | - | - | 0,0 | - | - | - | - | - | - | - | - | - | - | - | - | - | - | - | - | - | - | - | - | 2 | - | - | - | - | - | 2,0 | |